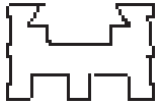


UniSlide Assemblies

A comparison of dovetail base style:



MB Style – the standard motorized UniSlide Assembly

- Includes protective internal limit switches, J.
- Base is stiffer than the MA style reducing the deflection of unsupported sections.
- Added height allows most units to lie flat on a flat mounting surface.



MA Style – the low-profile design UniSlide Assembly

- A more compact design with reduced slide height and weight. Base lengths available to 12".
- Compatible with steppers, AC synchronous motors and PM motors only. Motors extend below slide base.
- Outboard limit switches suggested unless used with NEMA 17 low torque motors.

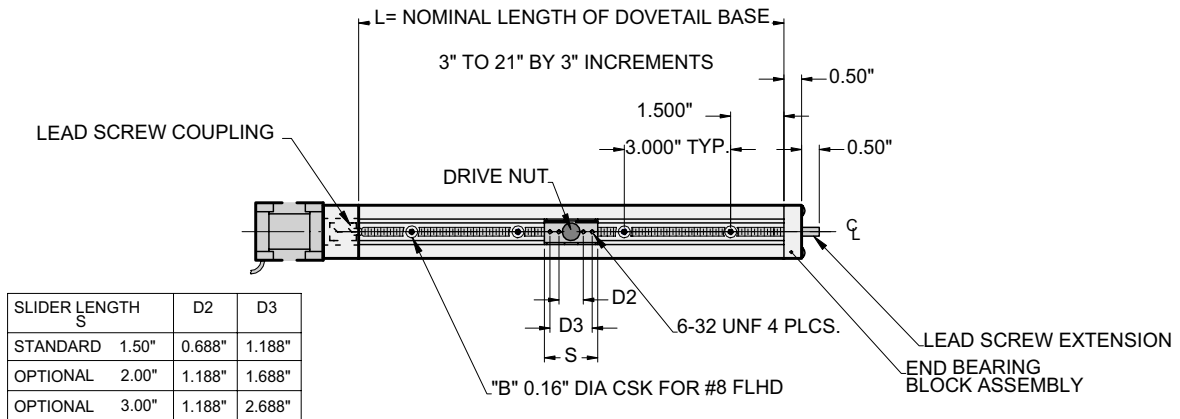
Series MA1500



Description

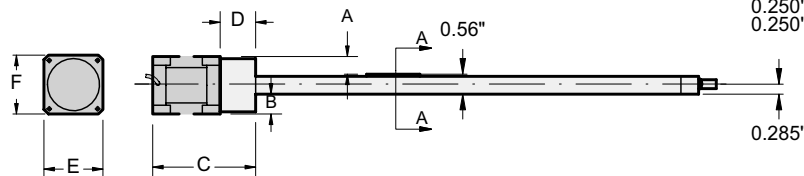
These small, low profile positioners are for light duty applications with light loads. The MA1500 is available in four lengths. The maximum recommended step rate is 1000/steps/second. The base requires support along its full length except for the lightest loads (< 1 lb.). Way covers are not available.

Series MA1500



LEAD SCREW EXTENSION DIA.

0.218" FOR B & P20
0.231" FOR C & P40
0.250" FOR K1 & Q1
0.250" FOR K2 & Q2



MOTOR TYPE	A	B	C	D	E	F
PITTMAN GM8000 SERIES	0.68"	0.14"	4.44"	1.15" *	1.5"	1.375"
NEMA TYPE 17 VEXTA PK245	0.65"	0.46"	2.85"	1"	1.5"	1.5"

* (2) .125" PLATES & .900" SPACERS

